

目 录

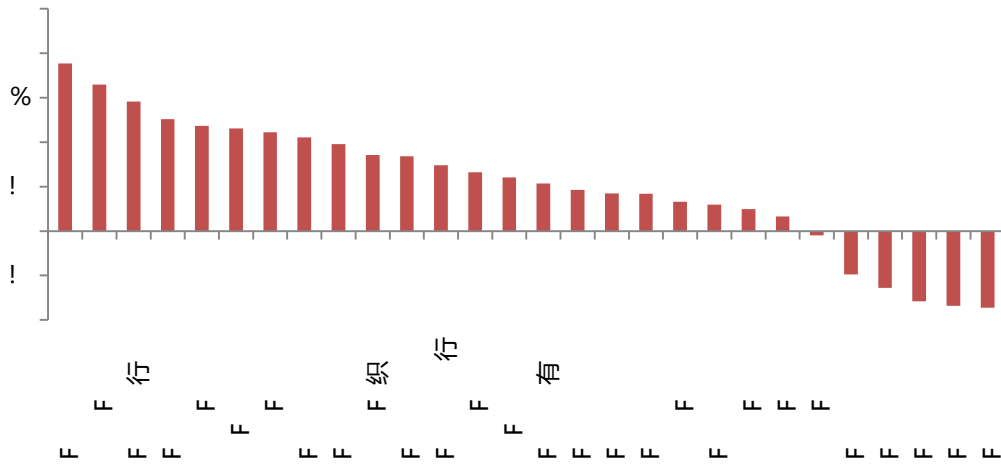
| | |
|--------------|----|
| | 2 |
| | 2 |
| | 2 |
| | 3 |
| | 3 |
| | 3 |
| 30 | 4 |
| | 4 |
| | 4 |
| | 5 |
| 30 A | 5 |
| | 5 |
| | 6 |
| 1 2021 | 6 |
| 2 | 7 |
| 3 | 8 |
| 4 2020 | 9 |
| 5 | 9 |
| 6 | 10 |

| | | |
|-----------------------------|----------|--------|
| | 3696.17 | 1.12% |
| | 15823.11 | -0.87% |
| | 10684.73 | -1.05% |
| | 3285.53 | -3.76% |
| 300 | 5778.84 | -0.50% |
| | 30644.73 | 1.56% |
| 500 | 3906.71 | -0.71% |
| (WIND 2021-2-18 2021-2-19) | | |

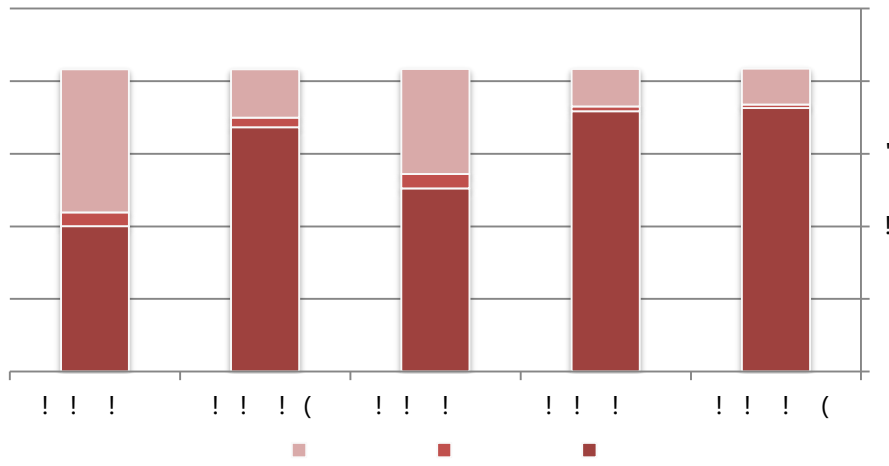
2021-2-18 2021-2-19 A

1.12% 3696.17 0.87% 15823.11

3.76% 3285.53



F 8 3 ! ! ! ! ! ! ! (



F 8 3 !!! !!! (

| | | |
|--|--------|---------|
| | | |
| | 146.26 | 178.84 |
| | 487.25 | 876.21 |
| | 886.82 | 3982.45 |

F 8 3 !!! (

757

"

"

1 2021

2 21

2021

21

18

"

"

1

"

"

2 2021

1.3

3 2021

2025

4

5

6

7

5G

8

9

10

Wi nd

2

"

"

3

| | | | | | |
|-----|------|-----|------|-----|-------|
| | | 1 | | CPI | 8 |
| | 1.4% | CPI | 1.4% | | 1 |
| CPI | 0.6% | 6 | | 1 | CPI |
| | | 0.9 | | | 1.30% |
| | | 2% | | | |

2008

2%

4

2020

GDP 2020 2% 2989

2020 5338
4% 2019

2020 1162 1453 44%
47%

1034

78%

2020 1096 12%
2130 37%

5

2000 MLF 2.95% 18 200

2.2%

2000

MLF 2800

2600

" "

7

DR007

"

DR007

DR007

"

2 2000 MLF
11

MLF
1

1

AAA

MLF

"


"

6

2021

"

"



| | | | | | | |
|------|-------|----|----|-------|----|------|
| | | 2 | 17 | | 10 | 2021 |
| | | 78 | | | | |
| | | 3 | | | 35 | 27 |
| | 17 | 2 | 11 | 17 | | |
| 8210 | | | | 28.7% | | 1220 |
| | | | | 135% | | |
| | 54.9% | | | | | |
| 2021 | | | | | | |